



## BEFORE THE GAME:

1. This game must be played with TWO different devices. One device (laptop or computer) for video conferencing and the second device (smartphone or tablet) for the gaming app. Be certain both devices are charged and ready at game time!
2. On your computer or laptop, register for Zoom at Zoom.us.
  - a. If you already have Zoom, be sure to upgrade to the latest version.
3. On your smartphone/tablet, download the free gaming app Goosechase  from your app store.
4. Click "PLAY AS GUEST".
5. If prompted, ALLOW 'audio and camera' and 'notifications'.
  - i. NOTE- Notifications will only happen during game play.
6. Enter your **Game Code** that was emailed to you.
7. Until game time, the app should rest on your Game Details page with this blue button: 

***For additional assistance with the Goosechase app, see photo guides on next page.***

## 5-10 MINUTES BEFORE THE GAME:

1. Locate the **Game Zoom** link in your email and connect to the meeting by registering via the link.
  - a. Be sure you know how to mute and unmute your audio by clicking in the bottom left corner.
  - b. Be sure you know how to turn your camera on as you will need to be visible to your team.
2. Grab your smartphone or tablet and pull up the Goosechase app.
3. Click "Select Team & Join Game" and wait for your team assignment, which will be provided to you at game time by your live host.

## HOW TO PLAY THE GAME:

### ***How does my team win?***

Partners in Crime is a teamed scavenger hunt. *Work as a team* to complete as many missions as possible. Missions are worth points. The team with the most points at end of game time (60 min) WINS!

### ***What are missions?***

Missions can be anything from math or word puzzles and trivia to photo/video challenges where you have to scavenge, create, sing, dance or play.

### ***How are missions scored?***

Missions are worth different point levels (see below). Once a mission is complete, a live host will judge it and determine its accuracy. If rejected, the mission and its points will be deleted and your team will receive a notification on the gaming app. Your team can then attempt the mission again and resubmit.

**MISSION POINT LEVELS- Easy-200 points; Medium-400 points; Hard 600 points; Difficult 1000 points**

### ***Who completes which mission?***

That's up to you! Each mission can only be completed by one team member once per team. So strategize together to come up with a game plan to tackle as many missions as possible to gain the most points. When a mission is submitted, it will move to the completed column to be judged by a live host.

### ***How do we complete a mission?***

Scroll through the missions and decide which one you want to complete. Click it to read the full description. For puzzles, riddles and trivia, click "ENTER ANSWER", then enter your answer and click "SUBMIT EVIDENCE". For photo or video submissions, click "SNAP EVIDENCE" to revert to the gaming app camera. Once you have captured the photo or video you want to submit, click "SUBMIT EVIDENCE".

**HINT: Video submissions can only be 15 seconds in length.**

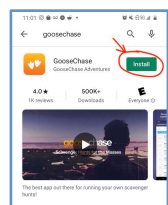



# GOOSECHASE GAMING APP PHOTO GUIDE



## BEFORE THE GAME:

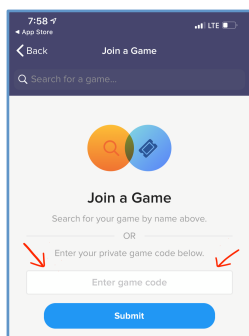
1. DOWNLOAD THE GOOSECHASE GAMING APP FROM YOUR PHONE'S APP STORE. CLICK "GET" FOR IPHONES OR "INSTALL" FOR ANDROIDS.



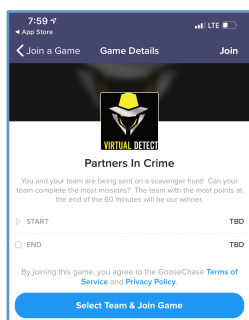
2. SELECT "PLAY AS GUEST"



3. TAP INTO THE WHITE FIELD AND ENTER YOUR GAME CODE THAT WAS EMAILED TO YOU. CLICK "SUBMIT".

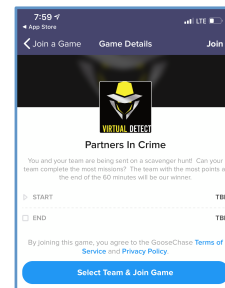


4. CONGRATS! YOU'RE ALL SET UNTIL GAME TIME.

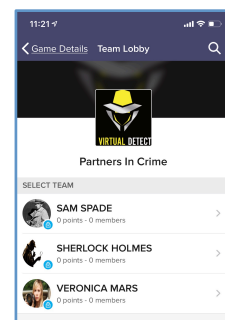


## AT GAME TIME:

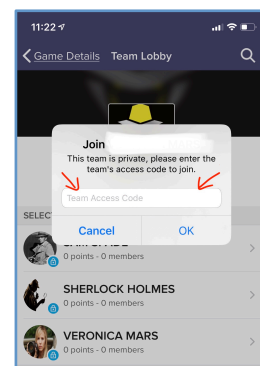
5. CLICK "SELECT TEAM& JOIN GAME"



6. **WHEN THE LIVE HOSTS ANNOUNCES YOUR TEAM NAME, SELECT YOUR ASSIGNED TEAM.**



7. TAP INTO THE WHITE FIELD AND ENTER YOUR TEAM CODE THAT YOUR LIVE HOST PROVIDED. CLICK "OK."



8. CONGRATS! YOU'RE ALL SET UNTIL THE GAME BEGINS. YOUR SCREEN WILL LOOK LIKE THIS AND THEN YOU WILL GET A NOTIFICATION WHEN THE GAME STARTS AND THE MISSIONS WILL APPEAR AUTOMATICALLY.

